

# phoenix series sill-less

For over 20 years, Pivottech has produced a range of shower enclosures that have set the standard for craftsmanship and value for money. Phoenix shower enclosures are designed with the versatility to adapt to numerous applications and configurations, combined with the ease of installation and quality of components that our customers rely on. Elegance without compromise – designed simplicity.



## phoenix - sill-less 90°

The Phoenix series represents the ultimate in fully framed shower enclosures. The smooth contoured profile is easy to clean, yet strong enough to provide many years of elegant service.

### configurations



## features

### frameless top option

The optional frameless top screen allows for unrestricted height access to the shower area and a totally free entrance to the shower.



### sill-less option

Removing the sill allows the bathroom to flow seamlessly into the shower area. Perfect for wheelchair access.



### full length handle

The unique Phoenix full-length moulding is integrated into the door design - creating an extremely strong handle that is convenient to use, yet remains stylish and visually unobtrusive.



## finishes



silver




matt silver




gold




white



white birch



barley



black



grey

# pivottech

designed simplicity

### Head Office Victoria

Cnr. Cheltenham Road & Carson Avenue  
Keysborough, Victoria 3173 Australia  
Phone: (03) 9798 4433  
Fax: (03) 9798 4499

### Branches Queensland

2/1 Garret Street  
Brendale, Queensland 4500 Australia  
Phone: (07) 3889 7400  
Fax: (07) 3889 7060

### Western Australia

1/64 Milgar Street  
Mandurah, WA 6210 Australia  
Phone: (08) 9535 2894  
Fax: (08) 9581 5009